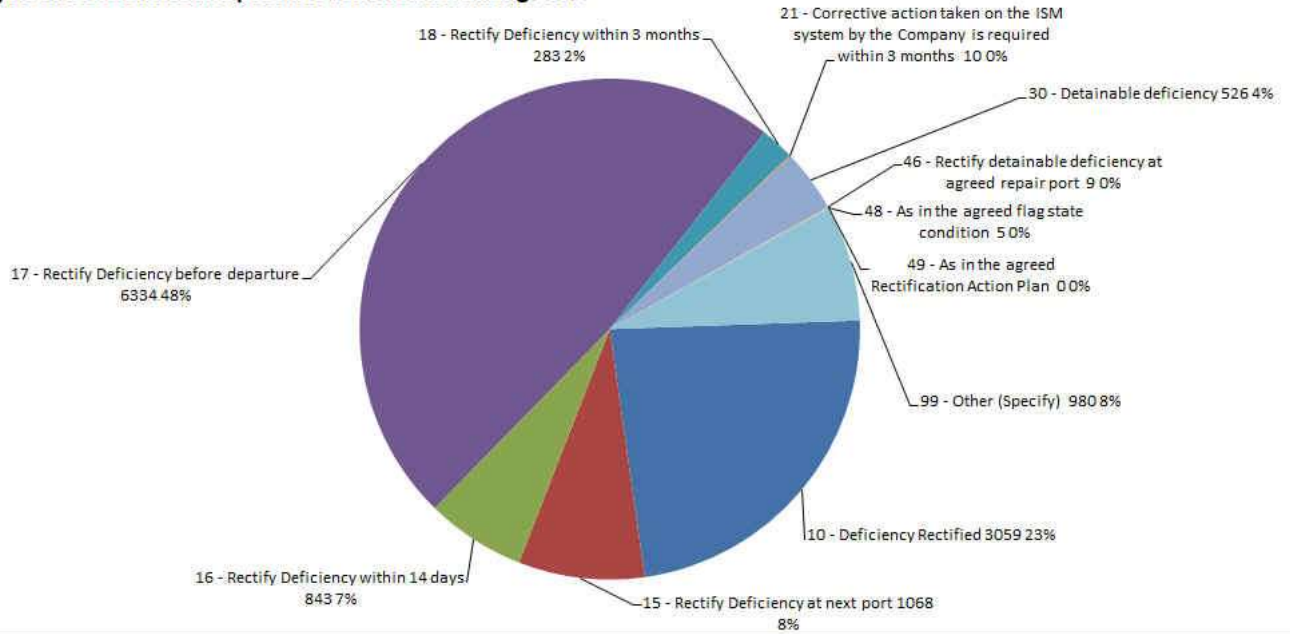


Analysis of Deficiencies and possible action taken

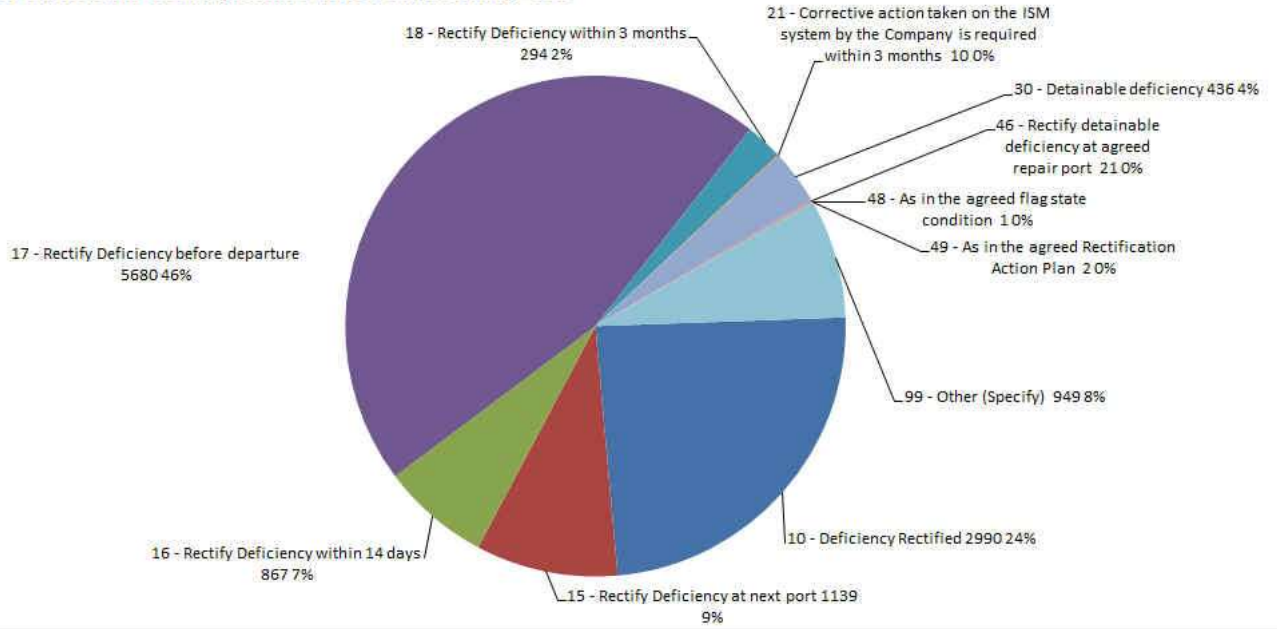
2022		
Deficiency Action	Count	% age
10 - Deficiency Rectified.	3059	23.32
15 - Rectify Deficiency at next port.	1068	8.14
16 - Rectify Deficiency within 14 days.	843	6.43
17 - Rectify Deficiency before departure.	6334	48.29
18 - Rectify Deficiency within 3 months.	283	2.16
21 - Corrective action taken on the ISM system by the Company is required within 3 months	10	0.08
30 - Detainable deficiency.	526	4.01
46 - Rectify detainable deficiency at agreed repair port	9	0.07
48 - As in the agreed flag state condition	5	0.04
49 - As in the agreed Rectification Action Plan	0	0
99 - Other (Specify)	980	7.47

Analysis of deficiencies and possible action taken during 2022



2021		
Deficiency Action	Count	% age
10 - Deficiency Rectified.	2990	24.13
15 - Rectify Deficiency at next port.	1139	9.19
16 - Rectify Deficiency within 14 days.	867	7.00
17 - Rectify Deficiency before departure.	5680	45.85
18 - Rectify Deficiency within 3 months.	294	2.37
21 - Corrective action taken on the ISM system by the Company is required within 3 months	10	0.08
30 - Detainable deficiency.	436	3.52
46 - Rectify detainable deficiency at agreed repair port	21	0.17
48 - As in the agreed flag state condition	1	0.01
49 - As in the agreed Rectification Action Plan	2	0.02
99 - Other (Specify)	949	7.66

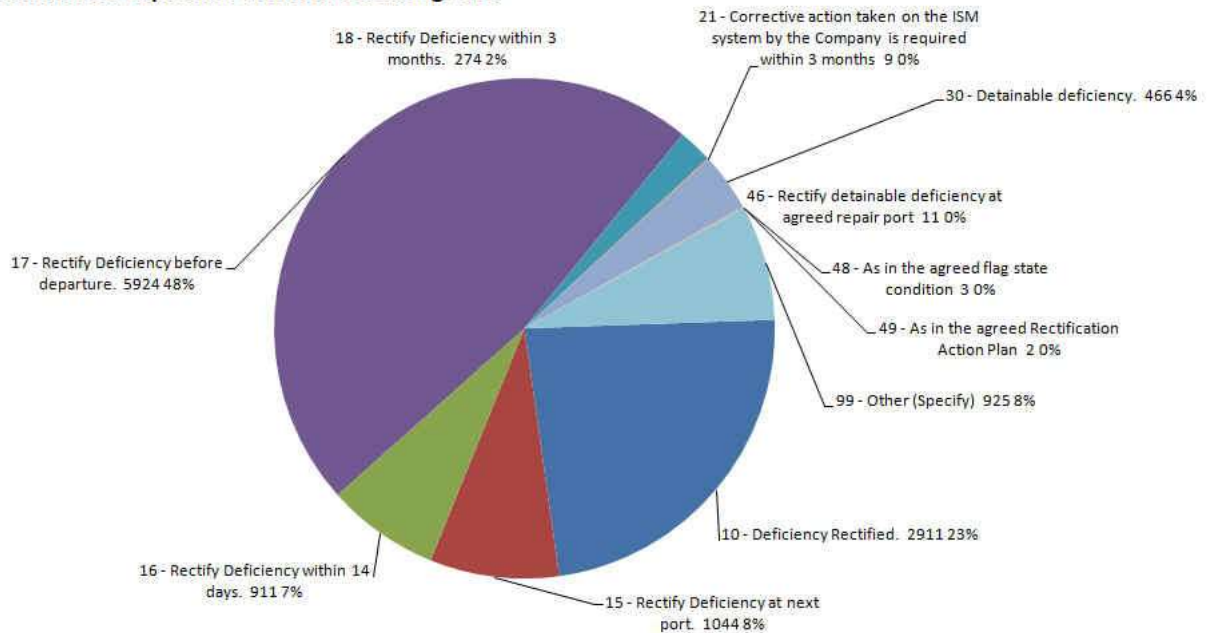
Analysis of deficiencies and possible action taken during 2021



2020

Deficiency Action	Count	% age
10 - Deficiency Rectified.	2911	23.33
15 - Rectify Deficiency at next port.	1044	8.37
16 - Rectify Deficiency within 14 days.	911	7.30
17 - Rectify Deficiency before departure.	5924	47.47
18 - Rectify Deficiency within 3 months.	274	2.20
21 - Corrective action taken on the ISM system by the Company is required within 3 months	9	0.07
30 - Detainable deficiency.	466	3.73
46 - Rectify detainable deficiency at agreed repair port	11	0.09
48 - As in the agreed flag state condition	3	0.02
49 - As in the agreed Rectification Action Plan	2	0.02
99 - Other (Specify)	925	7.41

Analysis of deficiencies and possible action taken during 2020

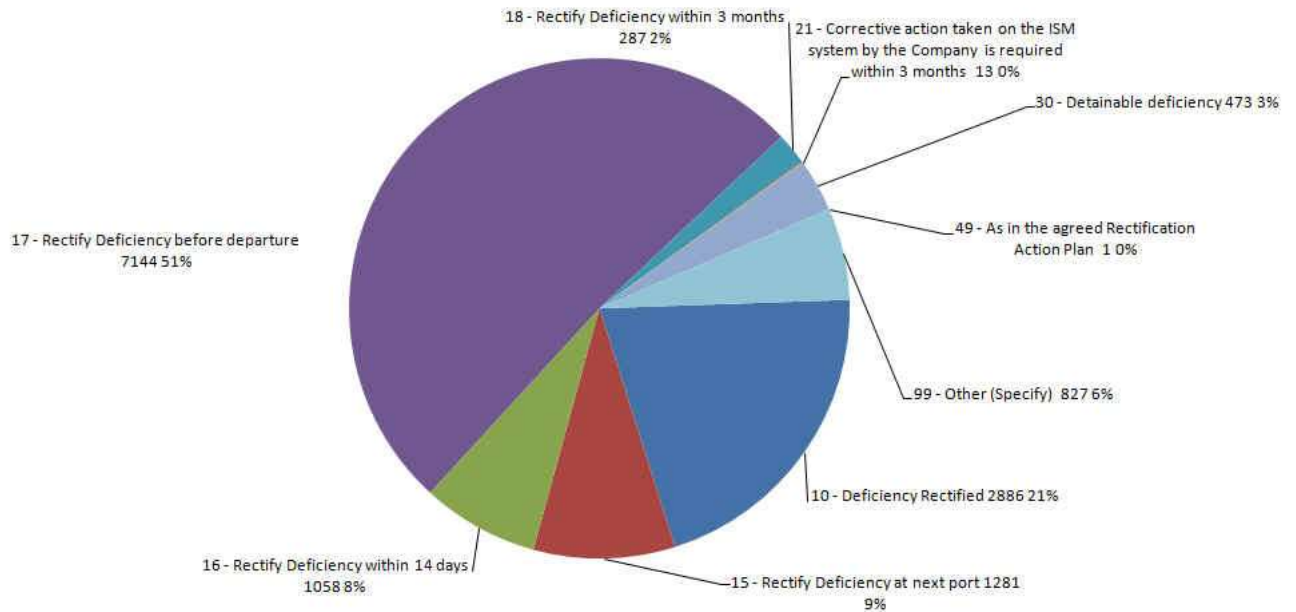


2019

Deficiency Action	Count	% age
10 - Deficiency Rectified.	2886	20.66
15 - Rectify Deficiency at next port.	1281	9.17
16 - Rectify Deficiency within 14 days.	1058	7.57
17 - Rectify Deficiency before departure.	7144	51.14
18 - Rectify Deficiency within 3 months.	287	2.05
21 - Corrective action taken on the ISM system by the Company is required within 3 months	13	0.09
30 - Detainable deficiency.	473	3.39

46 - Rectify detainable deficiency at agreed repair port	0	0
48 - As in the agreed flag state condition	0	0
49 - As in the agreed Rectification Action Plan	1	0.01
99 - Other (Specify)	827	5.92

Analysis of deficiencies and possible action taken during 2019



2018		
Deficiency Action	Count	% age
10 - Deficiency Rectified.	2836	19.09
15 - Rectify Deficiency at next port.	1401	9.43
16 - Rectify Deficiency within 14 days.	1180	7.94
17 - Rectify Deficiency before departure.	7771	52.31
18 - Rectify Deficiency within 3 months.	270	1.82
21 - Corrective action taken on the ISM system by the Company is required within 3 months	12	0.08
30 - Detainable deficiency.	545	3.67
46 - Rectify detainable deficiency at agreed repair port	20	0.13
48 - As in the agreed flag state condition	2	0.01
49 - As in the agreed Rectification Action Plan	0	0.00
99 - Other (Specify)	818	5.51

Analysis of deficiencies and possible action taken during 2018

